

# C-15

## System Manual

### **Risk warning**

Before you begin trading on Real account please carefully consider your investment goals, risk and experience you have. It should be noted that Forex is a leverage based market. It should be remembered that leverage can work both in your advantage and disadvantage as well. Therefore there is high risk of losing a part or all of your financial input placed on your account and because of that you should remember to trade with the amount of money which you can lose without taking any influential financial damage.

### **Disclaimer**

Signals generated by the system are not investment recommendations. All materials included on the website, as well as all system components (indicators, instruction manual) are for educational purposes only. Creators of the system will not take any responsibility for any profit or loss/damage caused by using the system.

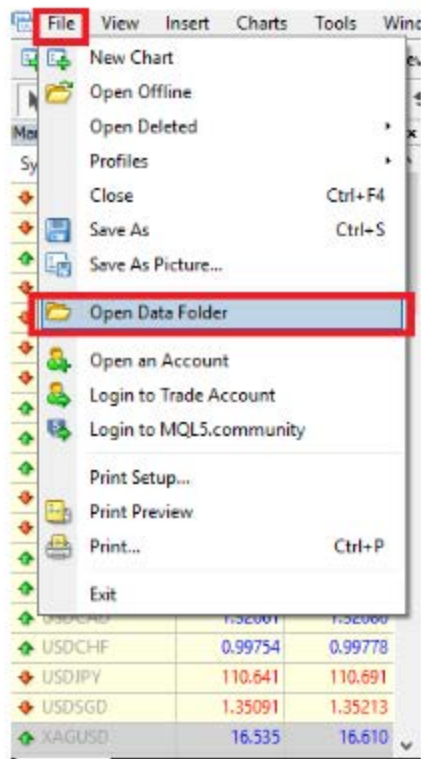
**Copyright © 2022 [www.c15trader.com](http://www.c15trader.com) All rights reserved.**

Unless otherwise indicated, all materials on these pages are copyrighted. All rights reserved. No part of these pages, either text or image may be used for any purpose other than personal use. Therefore, reproduction, modification, in any form or by any means, electronic, or otherwise, for reasons other than personal use, is strictly prohibited without prior written permission.

# 1. Installation proces.

- Open your MT4

- Click 'File/Open Data Folder' from the top tab.



- Copy templates files to the 'Templates' folder.

config	15.06.2018 14:09
history	08.05.2018 16:03
logs	16.06.2018 09:40
MQL4	08.05.2018 16:01
profiles	13.06.2018 10:20
templates	15.06.2018 22:52
tester	13.06.2018 10:44
origin	08.05.2018 16:01

- Copy indicator files to the 'MQL4>Indicators' folder.

Experts	08.05.2018 16:02
Files	08.05.2018 16:01
Images	08.05.2018 16:01
Include	08.05.2018 16:01
Indicators	15.06.2018 22:29
Libraries	08.05.2018 16:02
Logs	16.06.2018 09:40
Presets	08.05.2018 16:01
Projects	08.05.2018 16:01
Scripts	08.05.2018 16:02

- Restart your MT4

- Open your favourite chart. Press the right mouse button and pick C-15 template.

C15 1-1 Provides 1 to 1 Risk to Reward Trades  
This mode is recommended for Scalping and Daytrading.

C15 2-1 Provides 2 to 1 Risk to Reward Trades  
This mode is recommended for all type of trading.

C15 3-1 Provides 3 to 1 Risk to Reward Trades  
This mode is recommended for Daytrading and Scalping.



**For Free Forex EA, Indicators and more Visit**  
**ForeXCracked.com**

Join Our Telegram Group Chat To Discuss Further About These.

>>>> <https://t.me/fxcracked>

Free trading system, Reviews of Brokers, EA and more.

>>>> <https://www.fxcracked.com>

Our forum

>>>> <https://www.JustForForex.com>

Our Discord Channel



>>>> <https://discord.gg/43P5CRk>

Reliable and Trusted FOREX VPS

>>>> <https://fxvm.net/>

Our Trusted Broker List



>>>> <http://bit.ly/Trusted-Brokers>

	Min Deposit of 5\$ Allow Cent Account Levergae up to 1:888	<a href="#">Register</a>
	Min Deposit of 20\$ Allow USA Traders Levergae up to 1:500	<a href="#">Register</a>

## Trusted Forex Signals

	 trade_with_sam Earn While Learn ★★★★★ 5.0 (41 reviews)	<b>FOREX SIGNALS</b> 600 to 800 Pips Weekly 90% Accurate
------------------------------------------------------------------------------------	-----------------------------------------------------------------------------------------------------------------------------------------------------	----------------------------------------------------------------

**Free 30\$ No Deposit Forex Bonus**

Get your <b>\$30 Trading Bonus*</b>	 
<small>*T&amp;Cs apply. Forex and CFD trading is high risk and can result in the loss of all your invested capital.</small>	<a href="#">Open an Account</a>

# System overview

System contains three indicators.

1. Background Indicator.
2. Entry/Exit Indicator.
3. Info Dashboard



System uses dynamic background trend control.

WHITE BACKGROUND = TREND IS DOWN



BLUE BACKGROUND = TREND IS UP





## STRONG SIGNALS (Trading with the flow):

- UP Arrow Signals + UP Background
- DOWN Arrow Signals + DOWN Background

## MODERATE SIGNALS (we recommend to trade those only with half your lot size):

- UP Arrow Signals + DOWN Background
- DOWN Arrow Signals + UP Background

---

### ENTRY EXAMPLES:



White Background = DOWN TREND

- 1 – Strong SELL
- 2 – Strong SELL
- 3 – Strong SELL
- 4 – Moderate BUY

## ENTRY EXAMPLES:



Blue Background = UP TREND

1 – Strong BUY

2 – Strong BUY

3 – Strong BUY

4 – Moderate SELL

Please note that the moderate signals are not always bad. It means just that such signal is AGAINST the main trend and it is just more risky than going with the market flow.

All data about the current main trend, recommended type of trading and template used are provided in the bottom right corner.



If you need any assistance let us know!

**Cs.Fxtools@gmail.com**